

THE ELASTIC UNDRAINED MODULUS E_{u50} FOR STIFF CONSOLIDATED CLAYS RELATED TO THE CONCEPT OF STRESS HISTORY AND NORMALIZED SOIL PROPERTIES

JOANNA STRÓŻYK, MATYLDA TANKIEWICZ

Wrocław University of Science and Technology, Faculty of Civil Engineering,
Wybrzeże Wyspiańskiego 27, 50-370 Wrocław.

E-mail: joanna.strozyk@pwr.edu.pl, matylda.tankiewicz@pwr.edu.pl

Abstract: The paper presents the results of a triaxial test conducted on stiff, consolidated clays. The standard TXCIU procedure (isotropic consolidation and undrained shearing) was applied in the laboratory soil tests. The undrained elastic modulus E_{u50} was determined from each test.

The E_{u50} values were determined for soil samples cut out from different depths and tested under different confining pressures. There was a significant scatter of values with depth, and no relationships between E_{u50} modules or other geotechnical parameters (e.g., c_u) were observed.

This work presents the concept of normalization of E_{u50} modulus values using modified normalization SHANSEP (Stress History And Normalized Soil Engineering Properties). This method was first proposed for estimating the value of the undrained shear strength c_u normalizing the parameter relative to the in situ effective vertical stress σ'_{vo} and loading history (overconsolidation stress σ'_p and overconsolidation ratio OCR) of the soil.

The study demonstrated that the concept of normalization of soil properties can also be used for testing elastic modulus E_{u50} of consolidated natural clays and normalized values of geotechnical parameters taking into account the state of stress and load history can be correlated with the value of the overburden pressure.

Key words: *consolidated clays, stress history, normalised elastic modulus, triaxial test*

1. INTRODUCTION

The stress–strain characteristics of the soil behaviour are the basis for the assessment of the engineering properties of soil. This knowledge is essential for the estimation of soil response to external overloading. The stress–strain curve obtained, for example, from laboratory tests is the basis to determine soil parameters characterizing the stiffness of the material: the elastic modulus corresponding, in a sense, with Young’s modulus E , as in the case of soil the stress–strain relationships are not linear and the deformation is of elasto-plastic character [4].

The stiffness modules are among the most elementary geotechnical parameters. They are determined under different stress–strain conditions in drained and undrained tests. For stiff, consolidated clay the basic parameter investigated in standard laboratory test at high strains ($\varepsilon > 1\%$) is the secant undrained modulus E_{u50} [5], [21] determined from undrained shearing tests, from stress–strain curve (Fig. 1) from the relationship (see [1], [5], [21]):

$$E_{u50} = \frac{\partial \sigma}{\partial \varepsilon_{50}} \quad (1)$$

where $\delta\sigma$ is the change of vertical stress and $\delta\varepsilon_{50}$ is the corresponding strain at stress equal 50% of peak strength value.

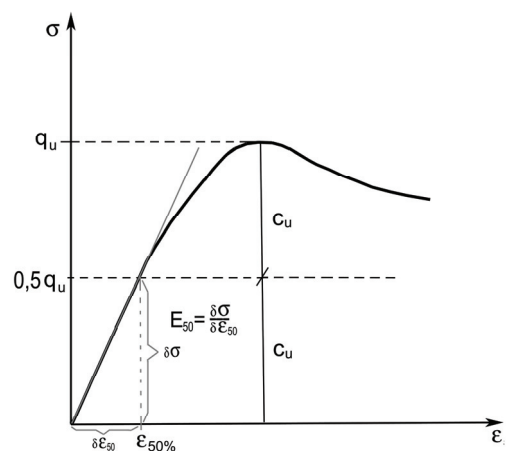


Fig. 1. Derivation of undrained elastic modulus E_{u50} from non-linear stress–strain relationships

Determining the E_{u50} modulus for the heavily consolidated clays in the laboratory conditions was found problematic. The difficulties result mainly from the disturbing of the soil structure, unavoidable in the sampling process. The sampling method is of the importance, the tube probe diameter and the depth from which the sample was obtained. It is assumed that the smaller the probe diameter and the greater the depth of sampling, the more disturbed the natural soil structure, and consequently the more difficult the designation of accurate parameters [7], [11]. The most susceptible to structural disturbances are stiff, heavily consolidated clays extracted from great depth, which swell and fracture in the sampling process.

These problems have been extensively described in the subject literature for years [3], [7], [8], [11], [17]. Various methods of dealing with such situations have also been widely described and applied in engineering practice. One of the most common procedures is based on the reconsolidation technique of soil [3] and procedures of normalization involving the preconsolidation stress σ'_p [6], [12] and overconsolidation ratio OCR defined as (see [11])

$$OCR = \frac{\sigma'_p}{\sigma'_{vo}} \quad (2)$$

where σ'_p is the preconsolidation stress and σ'_{vo} is the effective vertical in situ stress.

The normalization technique is known as SHANSEP procedure (Soil History And Normalized Soil Engineering Properties) developed at MIT [9], [18]. This procedure is used to estimate the undrained geotechnical parameters in situ. It allows geotechnical parameters obtained from the laboratory tests to be converted to in situ values. The procedure can be summarized in a few steps [7], [9]:

- stress history should be precisely established (i.e., preconsolidation stress σ'_p and overconsolidation ratio OCR),
- a series of laboratory consolidated undrained shear tests should be performed with the reconsolidation technique,
- overconsolidation of soil should be the effect of mechanical overloading,
- geotechnical parameters should be expressed in terms of normalized soil parameters and relationship between parameter and σ'_p versus OCR should be established,
- normalized geotechnical parameter is the undrained shear strength c_u normalized from the equation

$$\frac{c_u}{\sigma'_{vc}} = S \cdot (OCR)^m \quad (3)$$

where c_u / σ'_{vc} is the normalized undrained shear strength (σ'_{vc} – effective vertical consolidation stress), S is the undrained shear strength ratio for normally consolidated clay ($OCR = 1$) and m is an exponent.

This paper presents the results of laboratory tests of undrained elastic modulus E_{u50} conducted on stiff heavy consolidated clays taken from depths of 100 m below terrain level (b.t.l.). The value of E_{u50} modulus was determined according to the procedure described in the standards [5], [21]. The laboratory test results showed a great variation of E_{u50} , so an attempt was made to normalize the value of E_{u50} implying a modified procedure of SHANSEP. There is little experience in application of this procedure to the E_{u50} value [2], [10] even though the normalization concept has been widely described in the literature [9], [10], [13], [14].

The normalized values of geotechnical parameters were shown correlated to the OCR ratio. Due to the relatively high value of the estimated effective vertical stress in situ, it was considered that the consolidation of the soil examined is consolidation *sensu stricto* [16] (the mechanical loading is the main reason of consolidation) and the preconsolidation stress σ'_p is equal to the effective vertical stress in situ σ'_{vo} .

2. MATERIALS AND METHODS

The soil samples tested were cut out from boreholes in the region of Lower Silesia. A series of unconfined and confined compression tests were conducted on seven intact soil samples taken from 100 m to 287 m below terrain level. Soil type and basic geotechnical parameters were estimated in accordance with the PN-EN ISO 14688: 2006 [20] and PKN-CEN ISO/TS 17892: 2009 [21]. The obtained data are presented in Table 1.

The soils have been classified as clay, silty clay or sandy clay, all stiff in consistency. The bulk density ρ of the soil samples ranged from 1.52 g/cm³ to 2.21 g/cm³ and natural water content w varied from 13.8% to 36.5%.

A series of laboratory tests were performed in the standard triaxial apparatus. For each soil unconfined compression and confined compression tests (under 3 different confined pressures) were performed. The unconfined test was conducted as described in PKN-CEN

Table 1. Characteristic of soil specimens

Sample	Type of soil [ISO]	Depth below terrain level z [m b.t.l.]	Effective stress in situ σ'_{vo} [MPa]	Bulk density ρ [g/cm ³]	Natural water content w [%]	Consistency [ISO]
A1	Cl	100	1.98	2.21	13.8	stiff
A2	Cl	104	2.08	1.99	23.4	stiff
A3	Cl	155	3.06	1.80	36.5	stiff
A4	siCl	212	4.20	1.52	19.9	stiff
A5	saCl	217	4.30	1.85	22.7	stiff
A6	Cl	268	5.31	2.00	23.4	stiff
A7	siCl	287	5.66	1.83	25.8	stiff

ISO/TS 17892: 2009 [21]. The confined compression tests were carried out following the TXCIU procedure (triaxial isotropic consolidation undrained shearing) [5]. Following isotropic consolidation with confining pressure, σ_3 samples were sheared, without drainage allowed, until failure point. Soil strength was established as a peak deviatoric stress ($\sigma_1 - \sigma_3$). For each soil three specimens were tested with different confining pressure σ_3 , which also means with different starting OCR ratio estimated from equation (2), where preconsolidation pressure σ'_p was equally effective in situ vertical stress σ'_{vo} . After the tests the undrained shear strength c_u and undrained elastic secant modulus E_{u50} for each sample and for each confined pressure were estimated. For all test samples E_{u50} modulus was estimated from stress–strain curves from relation (1) (see Fig. 1) at strain ε in range from 0.64 up to 4.33%.

3. RESULTS

The unconfined compression test results are presented in Table 2. The obtained c_u values range from 30.7–531.3 kPa. Values of undrained secant modulus E_{u50} vary from 4.0 MPa to 16.7 MPa. To correlate the values of test results to in situ values, a procedure of

normalization was performed [7], [9]. Both c_u and E_{u50} values were divided by the effective vertical stress in situ σ'_{vo} (Table 1). The normalization procedure in the case of determined undrained shear strength c_u (3) value showed that not every soil follows the SHANSEP concept [7], [19]. The aim of the unconfined test was to pre-check the possibility to normalize geotechnical parameters of the test soils. The relationships between normalized parameter are presented in Fig. 2. Correlations can be observed between undrained shear strength and the undrained elastic modulus E_{u50} . There is a high coefficient of determination R^2 for polynomial regression. The investigation confirms the nature of relationship and shows that examined soil can be submitted to the normalization procedure.

The results of triaxial tests have been compiled in Table 3. The OCR ratio, defined as a quotient of applied confining pressure σ_3 and in situ stress σ'_{vo} ranges from 5.0 to 28.4. Estimated undrained secant modulus E_{u50} (1) varies from 7.5 MPa to 52.3 MPa. When analysing the E_{u50} value according to the vertical in situ stress (Fig. 3) there are no relationships. A correlation can be seen in Fig. 4, where the E_{u50} modulus versus consolidation pressure σ'_{vc} is presented. It gives us a proper reason to normalize E_{u50} parameter according to consolidation stress.

Table 2. Results of unconfined compression tests

Sample	In situ stress σ'_{vo} [MPa]	Undrained shear strength c_u [kPa]	Normalized shear strength c_u/σ'_{vo} [-]	Undrained modulus E_{u50} [MPa]	Axial strain ε_{50} [%]	Normalized modulus E_{u50}/σ'_{vo} [-]
A1	1.98	531.3	0.268	16.7	2.86	8.43
A2	2.08	185.6	0.090	6.6	2.46	3.17
A3	3.06	218.7	0.071	6.0	3.35	1.96
A4	4.20	56.0	0.013	5.7	0.90	1.36
A5	4.30	30.7	0.007	4.0	0.74	0.93
A6	5.31	107.1	0.020	15.2	0.64	2.86
A7	5.66	329.8	0.058	7.4	4.33	1.30

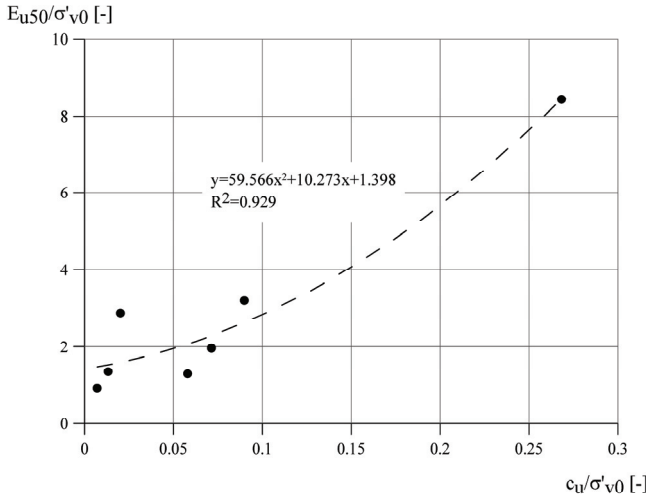


Fig. 2. Normalized undrained modulus E_{u50} versus normalized undrained shear strength c_u

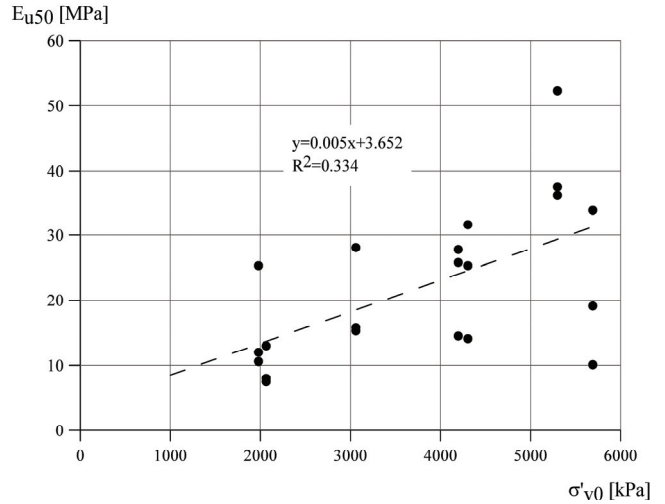


Fig. 3. The undrained modulus E_{u50} versus effective vertical stress in situ σ'_{v0}

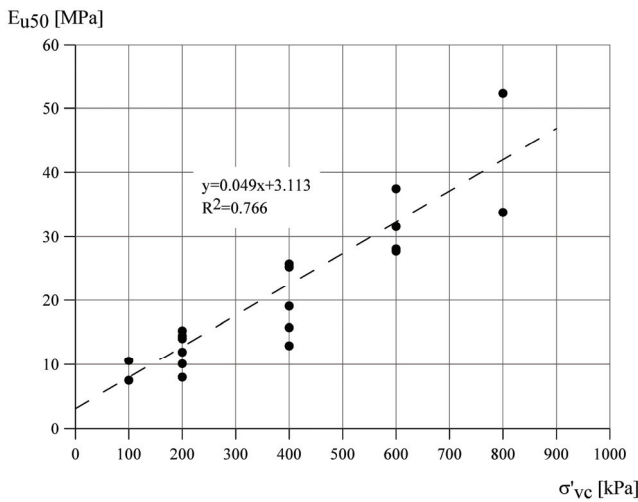


Fig. 4. The undrained modulus E_{u50} versus effective vertical consolidation stress in situ σ'_{vc}

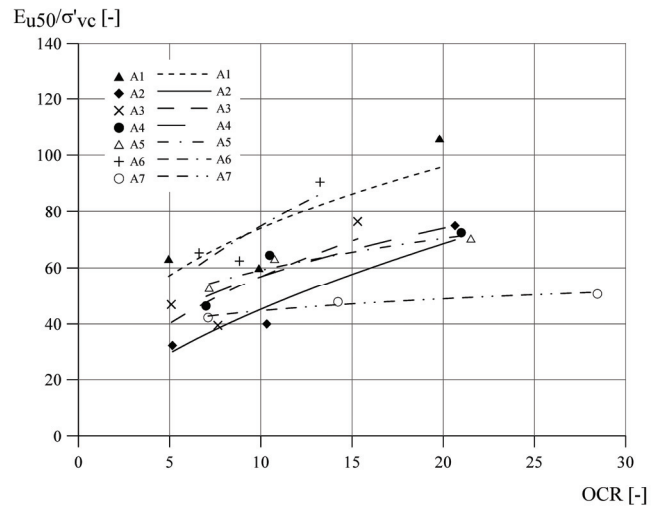


Fig. 5. The normalized undrained modulus E_{u50} versus OCR ratio

The normalized secant modulus E_{u50} value was established by the procedure described earlier. The relation of normalized secant modulus E_{u50} with OCR ratio for each soil sample is presented in Fig. 5.

This relationships can be expressed by the power functions modified SHANSEP equation (see [10])

$$(E_{u50}/\sigma')_{KOC} = (E_{u50}/\sigma')_{NC} \cdot OCR^n \quad (4)$$

where $(E_{u50}/\sigma')_{KOC}$ and $(E_{u50}/\sigma')_{NC}$ are respectively normalized modulus for overconsolidated (KOC) and normally consolidated soil (NC), and n is exponent of equation (4). Table 4 presents the values of those parameters and the coefficient of determination R^2 for all the samples.

The value of $(E_{u50}/\sigma')_{NC}$ parameter (corresponding to parameter S from original SHANSEP equation) for the test soils is between 11.26 and 33.19 and for n parameter the range is 0.129–0.603. The relationships show a good agreement: the coefficient R^2 ranges from 0.658 to 0.956. The parameter n is characterized by a significant scatter of values. As observed in previous work based on soils with artificial structure consolidated in laboratory [2], [10], [15], this exponent may depend on the range of strain at the stiffness being estimated. In the case where the strain is about 1% and more the n value was close to 0.99 [10]. In presented test results (performed on natural soil consolidated under heavy overburden stress) (Table 4, Fig. 5) the n values are scattered, but always lower than 0.99 even at strain ε higher than 1%.

Table 3. Results of triaxial compression tests

Sample	In situ stress σ'_{vo} [MPa]	Confining pressure σ'_3 [kPa]	OCR [-]	Modulus E_{u50} [MPa]	Normalized modulus $(E_{u50}/\sigma')_{KOC}$ [-]
A1	1.98	100	19.8	10.6	106.0
		200	9.9	12.0	60.0
		400	5.0	25.3	63.3
A2	2.08	100	20.8	7.5	75.0
		200	10.4	8.0	40.0
		400	5.2	13.0	32.5
A3	3.06	200	15.3	15.3	76.5
		400	7.7	15.8	39.5
		600	5.1	28.1	46.8
A4	4.20	200	21.0	14.5	72.5
		400	10.5	25.8	64.5
		600	7.0	27.8	46.3
A5	4.30	200	21.5	14.1	70.5
		400	10.7	25.3	63.3
		600	7.2	31.6	52.7
A6	5.31	400	13.3	36.2	90.5
		600	8.8	37.5	62.5
		800	6.6	52.3	65.4
A7	5.68	200	28.4	10.1	50.5
		400	14.2	19.1	47.8
		800	7.2	33.8	42.3

Table 4. Parameters of modified SHANSEP equation

Sample	$(E_{u50}/\sigma')_{NC}$	n	R^2
A1	31.43	0.373	0.674
A2	11.26	0.603	0.922
A3	17.91	0.501	0.658
A4	23.60	0.382	0.834
A5	32.95	0.254	0.915
A6	23.77	0.498	0.738
A7	33.19	0.129	0.956

4. CONCLUSIONS

The normalization procedures provide relevant tools to evaluate the geotechnical parameters of heavy consolidated, stiff, natural clay. As has been shown not only undrained shear strength parameter c_u can be normalized using normalization concept. The stiffness parameter such as E_{u50} can also be normalized taking into account stress history and the in situ stress. There are some problems in the estimation of undrained secant modulus E_{u50} values for natural soil samples in laboratory. The stiff, heavy consolidated soil samples are unlikely to be disturbed by the sampling process and estimated in laboratory decreasing the values of geotechnical parameters. In the case of such soil, the laboratory test results usually show scattered parameter values, and show poor relation or no relation be-

tween stiffness and consolidation stress. This result cannot be related to the in situ stress-strain conditions. The normalization procedure provides a very useful tool to estimate the in situ parameter from laboratory tests. Although some correlation has been found, further work seems to be necessary to achieve a more reliable correlation applicable in geotechnical design.

REFERENCES

- [1] ATKINSON J., *The mechanics of soils and foundations*, CRC Press, 2007.
- [2] ABDULHADI N.O., GERMAINE J.T., WHITTLE A.J., *Stress-dependent behavior of saturated clay*, Canadian Geotechnical Journal, 2012, 49(8), 907–916.
- [3] BJERRUM L., *Problems of soil mechanics and construction on soft clays*, State of the art report, Session 4, Proc. VIII ICSMFE, Moscow, 1973, Vol. 3.
- [4] BURLAND J.B., *On the compressibility and shear strength of natural clays*, Géotechnique, 1990, 40(3), 329–378.
- [5] HEAD K.H., *Manual of soil laboratory testing*, Pentech Press, (Vol. 3), London 1986.
- [6] HOULSBY G.T., WROTH C.P., *The variation of shear modulus of a clay with pressure and overconsolidation ratio*, Soils and Foundations, 1991, 31(3), 138–143.
- [7] JAMIOLKOWSKI M. et al., *New developments in field and laboratory testing of soils*, Proc. 9th Int. Conf. Soil Mech., San Francisco, 1985, 1, 57–153.
- [8] JARDINE R.J., SYMES M.J., BURLAND J.B., *The measurement of soil stiffness in the triaxial apparatus*, Géotechnique, 1984, 34(3), 323–340.

- [9] LADD C.C., FOOTT R., *New design procedure for stability of soft clays*, Journal of the Geotechnical Engineering Division, 1974, 100(7), 763–786.
- [10] LIPIŃSKI M., WDOWSKA M., *A stress history and dependent stiffness of overconsolidated cohesive soil*, Ann. Warsaw Univ. of Life Sci. – SGGW, Land Reclam., 2011, 43(2), 207–216.
- [11] LUNNE T., BERRE T., ANDERSEN K.H., STRANDVIK S., SJURSEN H., *Effects of sample disturbance and consolidation procedures on measured shear strength of soft marine Norwegian clays*, Can. Geotechnical J., 2006, 43, 726–750.
- [12] ROSCOE K., BURLAND J.B., *On the generalized stress-strain behaviour of wet clay*, Cambridge University Press, 1968, 535–609.
- [13] SANTAGATA M., GERMAINE J.T., LADD C.C., *Factors affecting the initial stiffness of cohesive soils*. Journal of Geotechnical and Geoenvironmental Engineering, 2005, 131(4), 430–441.
- [14] SANTAGATA M., GERMAINE J.T., LADD C.C., *Small-strain non-linearity of normally consolidated clay*, Journal of Geotechnical and Geoenvironmental Engineering, 2007, 133(1), 72–82.
- [15] SHEAHAN T.C., LADD C.C., GERMAINE J.T., *Rate-dependent undrained shear behavior of saturated clay*, Journal of Geotechnical Engineering, 1996, 122(2), 99–108.
- [16] STRÓŻYK J., *The Overconsolidation Ratio of the Poznan Clays from the Area of SW Poland*, Proc. Earth and Planetary Science, 2015, (15), 293–298
- [17] STRÓŻYK J., TANKIEWICZ M., *The Undrained Shear Strength of Overconsolidated Clays*, Procedia Engineering, 2014, 91, 317–321.
- [18] WHITTLE A.J., KAVVADAS M.J., *Formulation of MIT-E3 constitutive model for overconsolidated clays*, Journal of Geotechnical Engineering, 1994, 120(1), 173–198.
- [19] WRIGHT P.J., *Validation of soil parameters for deep tube tunnel assessment*, Proceedings of the ICE-Geotechnical Engineering, 2012, 166(1), 18–30.
- [20] PN-EN ISO 14688:2006. *Geotechnical investigation and testing. Identification and classification of soil*.
- [21] PKN-CEN ISO/TS 17892:2009. *Geotechnical investigation and testing. Laboratory testing of soil*.